





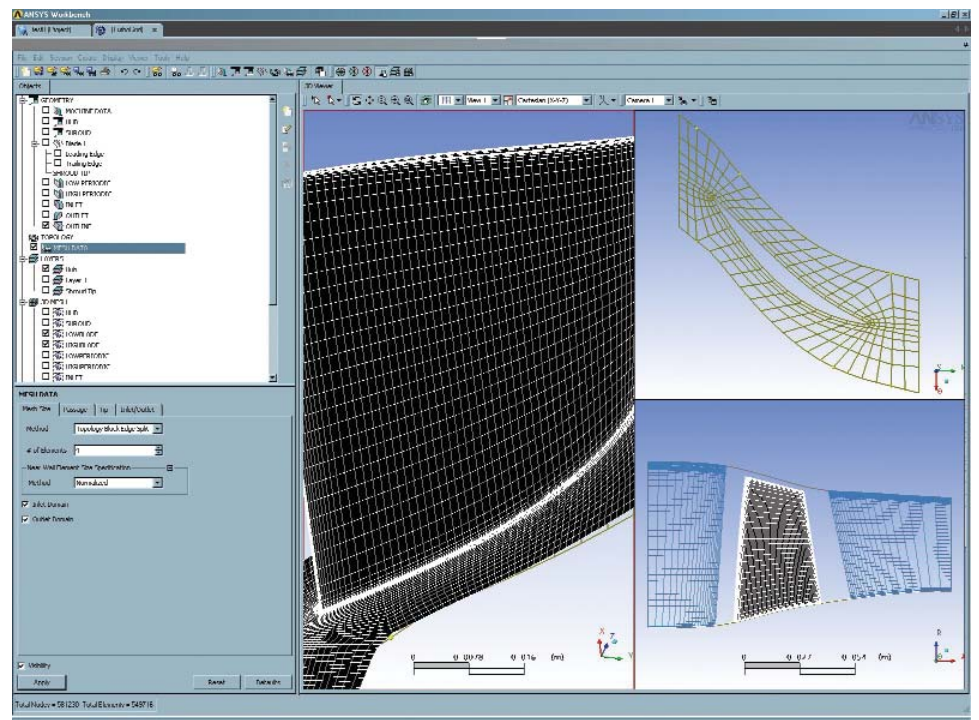
ANSYS TURBOGRID 10.0



ANSYS TurboGrid software provides designers and analysts of rotating machinery with the automated mesh creation tool required to increase productivity and optimize design. TurboGrid uses newly developed technology to create high-quality hexahedral mesh while preserving the underlying geometry, allowing for accurate and fast CFD analysis.


ANSYS TurboGrid 10.0 is the next generation of CFX®-TurboGrid™. It is an integral part of software tools from ANSYS for rotating machinery with an easy-to-use interface. ANSYS TurboGrid provides almost automatic grid generation for turbomachinery by creating and smoothing topology, decreasing the time normally required to create a quality mesh. New automated functions further simplify the grid-generation step and the analysis of mesh quality. Full scripting for batch mode operation in parametric analysis is also included.

TurboGrid is a software tool that provides fast turnaround of the grid-generation process to ensure maximum utility from the CFD analysis process. This is critical in industries where meeting rigorous specifications is paramount and small increases in efficiency can lead to millions of dollars profit.

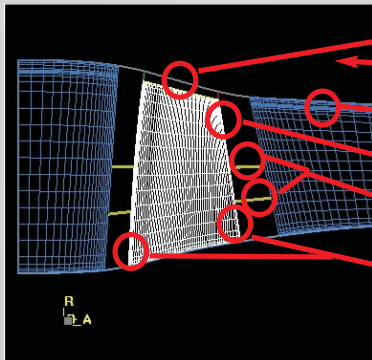


Automation in Grid Generation

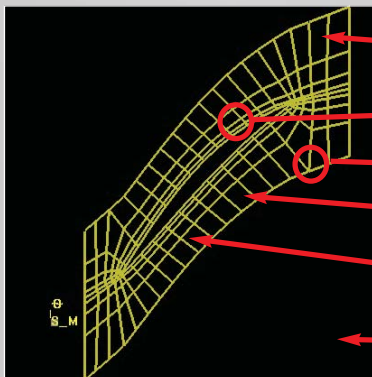
Display in 3D Cartesian, blade-to-blade and meridional views



- Automatic mesh generation in tip region
- Automatic element size matching across O-grid/passage interface
- Automatic mesh smoothing
- Automatic element size matching across topology edges.
- Automatic element size matching at inlet/passage and outlet/passage interfaces
- Automatic generation of mesh statistics and analysis of mesh quality



- Automatic blade surface extension and trimming at hub, shroud & tip as required
- Automatic parameterization of meridional space
- Automatic element size matching from hub to shroud in tip region
- Automatic domain interface placement
- Automatic layer insertion
- Automatic detection of leading and trailing edges



- Automatic topology pattern selection
- Automatic O-grid generation
- Automatic periodic surface and node placement
- Automatic smoothing of topology
- Automatic control point placement
- Automatic topology generation around blade